

Invited Paper

The Historical Development of Ikebana*

Abstract

This article is an attempt to focus on the origin of *ikebana*, *tatehana* (standing branch or flower) style and to examine the process of the historical development of *ikebana*. First, we pay attention to the fact that the treetop of a big tree is brought into the house and is put up in a flower vase and decorated in the *tokonoma* (wall niche) even today after having been cut in the rituals of the mountain divinity, then we will examine what kind of effect the belief in big trees had on the formalization of *tatehana* style, established in the Muromachi period (1338–1573). We will examine how the *tatehana* style was formalized, how the *tatehana* style developed into *rikka* (standing branch or flower) style, established in the early Edo period (17th century), how *seika* or *shoka* (standing branch or flower) style in the latter part of Edo period (18th century) evolved from *rikka* style through the historical development of *ikebana*. Finally, we will conclude that this is *ikebana*.

Key words

Ikebana, *tatehana*, the mountain divinity, the central branch, the central axis, the *tokonoma* space

* This paper was first published in Malaysian Journal of Performing and Visual Arts Vol. 4, December 2018, 36-62 and republished in this journal with the author permission.

บทความรับเชิญ

พัฒนาการทางประวัติศาสตร์ของอิเคบานะ*

บทคัดย่อ**

บทความนี้มุ่งเน้นที่จะอธิบายต้นกำเนิดของศิลปะอิเคบานะ รูปแบบทาทะบานะ (การปักกิ่งไม้หรือดอกไม้แนวตั้ง) โดยการสำรวจเส้นทางประวัติศาสตร์ของอิเคบานะ เริ่มจากการตัดต้นไม้ตามประเพณีความเชื่อในความคิดดีสิทธ์ของขุนเขา แล้วนำเอายอดต้นไม้มาไว้ในบ้านโดยปักแจกันหรือประดับที่บริเวณโทโคโนมะ (มุมนั่งนอนภายในห้องญี่ปุ่น) จากนั้นผู้เขียนได้สำรวจถึงอิทธิพลความเชื่อในเรื่องต้นไม้ใหญ่ ที่ส่งผลต่อกำเนิดศิลปะการจัดดอกไม้แบบ “ทาทะฮานะ” ในสมัยมุโรมาจิ (ค.ศ.1338-1573) และต่อมาในรูปแบบการจัดดอกไม้แบบ “ทาทะฮานะ” ได้พัฒนาไปสู่การจัดดอกไม้แบบ “ริกกะ” (การจัดดอกไม้แนวตั้ง) ซึ่งเกิดขึ้นในสมัยเอโดะ (ราวศตวรรษที่ 17) และต่อมาได้มีวิวัฒนาการจากรูปแบบ “ริกกะ” ไปสู่รูปแบบ “เซกะ” และ “โซกะ” (การจัดดอกไม้แนวตั้ง) ในช่วงปลายสมัยเอโดะ (ราวศตวรรษที่ 18) ซึ่งได้นำไปสู่ข้อสรุปของต้นกำเนิดศิลปะการจัดดอกไม้อิเคบานะของญี่ปุ่น

Key words

อิเคบานะ, ทาทะฮานะ, ความศักดิ์สิทธิ์ของขุนเขา, กิ่งไม้กลาง, แกนกลาง, บริเวณโทโคโนมะ

* บทความนี้เคยได้รับการตีพิมพ์ในวารสาร Malaysian Journal of Performing and Visual Arts Vol. 4, ธันวาคม 2018, 36-62 และได้รับอนุญาตจากผู้เขียนให้ตีพิมพ์ซ้ำได้
** บทคัดย่อ แปลโดย ทศนีย์ เมธาพิสิฐ

1. Definition of Ikebana

Ikebana is a traditional Japanese cut-plant arrangement using branches, leaves, and flowers which are placed in containers or vases filled with water. These are then displayed in a room. At various periods in Japanese history, *ikebana* was called by different names, including *tatehana* 立花 (standing branch or flower) from the late 15th to the late 16th century, *nageire* なげ入 [toss or throw in] from the late 15th century onward, *rikka* 立華 (standing branch or flower) from the 17th century onward, *seika* or *shoka* 生花 (standing branch or flower) from the 17th–18th century onward, *bunjinbana* 文人花 [literati flowers] in the 18th and 19th century, as well as *moribana* 盛花 [piled flowers] from the 19th century onward. Today these arrangements are generically called *ikebana*. First, this paper will focus on the origin of *ikebana*, *tatehana* which was established during the Muromachi period (1338–1573).

2. The Starting Point of Ikebana—*Tatehana*

There are various opinions about the origin of *ikebana*, *tatehana*. The Japanese scholar of religious mountains, Gorai Shigeru, writes in *Yama no Shukyo—Shugen-do Kogi* 山の宗教—修験道講義 [Mountain Religion—The Lecture of Shugen-do] (1992) as follows:

[The plant offering to the Shinto divinities and Buddha is a branch of *tokiwagi* 常磐木 (evergreen) or *maki*

槭 (yew plum pine; *Podocarpus macrophyllus*). In addition, the ‘nose’ of a tree is termed as *hana* 鼻 and, generally, flowers sprout from the tip of the tree, therefore, the term *hana* 花 (flower) also signifies the object that the mountain divinity is said to live in after descending from the sky. People would hold up the object to the sky for the mountain divinity to descend upon and receive the offered prayers. This is *tatehana* 立花 or *hanatate* 花立て (standing a branch straight)]. (Gorai 1992a, own translation)

Based on this statement, clues as to the origin of *tatehana* are as follow:

- the plant offering to the Shinto divinities and Buddha is a branch of an evergreen tree.
- the term *hana* (flower/nose) signifies the object that the mountain divinity is said to dwell in after descending from the sky.
- the object that was held up was where the divine spirit receives the offered prayers.

3. The Shinto Rituals of Standing a Branch Straight (*Tobusadate*) for the Mountain Divinity

The existence of the Shinto rituals of standing a branch straight called *tobusadate* 鳥総立て was found while researching *tatehana* 立花. The Shinto rituals of *tobusadate* are still held today in the Nagano Prefecture. It is thought that the people of Japan have



Figure 1. *Tobusadate* 鳥総立て in *Kabumatsuri-no-Zu* 株祭之圖 [Figure of Tree Stump Festival] drawn in the Edo period.

Source: *Kisoshiki-Batsuboku-Unzai-Zue* 木曾式伐木運材圖繪 [The Document of Picture Depicting the Logging and the Log Hauling of Kiso] by Nagano Regional Forestry Office published in 1954.

worshiped the mountain divinity by performing the customary practices of *tobusadate* since ancient times (Figure 1).

Figure 2 shows a photograph of the *tobusadate* ritual taken in the Higashimata national forest when the rite of *Bassai* 伐採 or cutting trees was performed during the *Onbashira-sai* 御柱祭 festival dedicated to the mountain divinity that was held in May 2015. According to the mountain dwellers who participated in the *Onbashira-sai* festival of Shimosuwa, the customary practice of *tobusadate* has been performed in the forests of Shimosuwa in the Nagano Prefecture since ancient times. As for the manners and customs of *tobusadate*, an account of the ceremonial manners dedicated to the



Figure 2. The Shinto rituals of *tobusadate* 鳥総立て after cutting the big tree in May, 2015. See the cut-fir treetop in front of this photograph. By permission of Komatsu Naoto.

mountain divinity has been handed down from long ago. Furthermore, a similar story surrounding Mt. Yatsugatake in the Suwa District that has also been handed down to the Suwa people suggests a close relationship between the *tobusadate* 鳥総立て and the *tatehana* 立花. After the ceremony of cutting a big fir tree in 2015, the mountain dwellers participated in the *Onbashira-sai* festival and brought the treetop of the tree crown, called *uraho* 梢穂, to a house as a memorial object where it was put into a flower vase and placed to decorate the *tokonoma* 床の間 space (Figure 3). It can be inferred from these customary practices that this treetop is highly likely to be the origin of *tatehana* established in the Muromachi period (1338–1573).



Figure 3. An example of the *tobusadate* 鳥総立て, called *uraho* 梢穂, put up in a flower vase placed in the *tokonoma* space in May, 2015. By permission of Yatsugatake Gakurokusoba Dayori.

4. How *Tatehana* was Formalised

In this section, we will examine the essence of *tatehana* in detail and discuss its development.

4.1 The latent period of *tatehana* during the Nanbokuchu period (1336–1392)

In *Origins of Ikebana Philosophy* published in 1999, I defined *tatehana* as the style of cut-plant arrangement in which the focus is on a standing centre stem. In the early 14th century it was a common practice to use *karamono-dogu* 唐物道具 or imported goods from China, as decorative items in the residences of noblemen. *Mitsugusoku* 三具足 (Figure 4), translated as a set of three items on the Buddhist altar table—a candle, an incense burner and a flower vase—were often placed in front of sacred scrolls. During the

Nanbokuchu period, also known as the period of the Northern and Southern Courts, *oshi-ita* 押板 (Figure 5), the original form of *tokonoma* 床の間 (Figure 6), a fixed wall niche was created (*Ikebana Sogo Daijiten* [*Ikebana General Encyclopaedia*], 1980).



Figure 4. The drawing of *Mitsugusoku* 三具足. *Mitsugusoku*, a set of three items on the Buddhist altar table—a candle, an incense burner and a flower vase—were placed in front of sacred scrolls.

Source: *Tatehana Zukan* 立花図巻 (the 16th century figure rolls on *ikebana*) written 1554. The illustration is hand copied by the author from the manuscript.

4.2 The formalization of *tatehana* during the Muromachi period (1338–1573)

In the Muromachi period, another form of decoration, different from the room decoration, appeared. People collected flowers and plants as an offering to the Weaver Star (the Lyre's Vega) during the *Tanabata* or *Shichiseki* 七夕, that is the festival of the Weaver on the seventh day of the seventh month. In the early Muromachi period, the events of *Shichiseki Horaku* 七夕法楽 [flowers placed for drinking party to enjoy the view] were continually held on July 7th in the lunar calendar. As a result of this festival, imported vases from




Figure 5. The drawing of *oshi-ita* 押板 (floor board). *Oshi-ita* is the original form of *tokonoma* 床の間. This *tatehana* was arranged in the Shogun's residence in the 15th century. This board is a step towards the establishment of *tokonoma*. Three-dimensional drawing based upon the two-dimensional drawing of *Zashiki Kazari no Shidai* 座敷飾之次第 (the 15th century document of a set of decorative features) by Fujiwara Tadaoki.

Source: *Sendenshou* 仙伝抄 [the book of secrets on ikebana] by Tanaka Jutaro, Okada Kozo published in 1981. The illustration is hand copied by the author.

China (*kara-mono*) also became popular at the Imperial Court.

It was written in *Kanmon-gyoki* 看聞御記 (a 15th century diary of Prince Fushimi-no-miya Sadafusa Shinno) as follows:

[The *hana-awase* 花合せ [a contest to judge the quality of flowers] was performed mostly during the *Tatehana Horaku* 立花法楽 in the prince imperial's palace and became popular, and during the *Tatehana Horaku* of 1432, the *kaisho* 会所 [gathering-place] was decorated with sixty-five flower vases full of blooming flowers]. (Hanawa, 1911, own translation)




Figure 6. The drawing of *tokonoma* 床の間 (wall niche). The *tokonoma* is the most important space in the traditional house. An honoured guest or a highly respected person usually sits in front of it. The decoration of the *tokonoma* varies with each season.

Source: *Origins of Ikebana Philosophy* by Nakayama Machiko published in 1999.

Some of the events held at the court were called *kiku-awase* 菊合せ [a contest to judge the quality of chrysanthemums], *senzai-awase* 前栽合せ [a contest to judge the quality of garden plants and trees], and *hana-awase* where people came together bringing chrysanthemums, garden trees and plants, and cut flowers were divided into two teams. There remain some slightly formalised drawings of *tatehana* in *Kaoirai no Kadensho* 花王以来の花伝書, which is a 15th century manuscript on *ikebana*, written by (Ikenobo) Kazoin (池坊花藏院 in 1486 (Hosokawa, 1985).

According to this manuscript, trees, leaves, and flowers arranged in a vase came to be displayed in a *zashiki* 座敷 [Japanese style tatami-floored room] or a drawing room. Among written records, we found descriptions of the *tatehana* forms from which we can recall the beginnings of *tatehana* as mentioned above.

After the Onin War 応仁の乱 (1467–1477), the seven branched standing form, *tatehana*, appeared. *Tatehana* is its proper name, but this form is also commonly known as *Nanatsueda* or *Nanaeda* 七枝 [Seven Branches].

Due to the 10 years of the Onin War, most illustrations were lost. It is impossible to ignore the *tatehana* in any attempt at examining the traditional practices of *ikebana*. However, in one of the 15th century manuscripts on the theory of *ikebana*, a prototype of the *tatehana* form called *Nanaeda* 七枝 was found. One example of this prototype of *tatehana* can be seen in the diagram of a *Nanaeda* entitled *Tenryokudaru-Hana-no-Ezu* 天ヨリ下ル花之繪圖 [Figure of Flower Descending from the Heaven] (Figure 7) in *Kegon Hiden no Daiji* 華嚴秘伝之大事, which is a 15th century manuscript of *Kegon* on *ikebana*, written by Ikenobo Kazoin 池坊花藏院 in 1487 (*Zoku Kado Kosho Shusei 1* [Collection of Writing on the Secrets of Way of Japanese Flower Arrangement Continued Vol.1], 1972).

This *tatehana* called *Busshin-no-Hana* 仏神の花 [Flower of Buddha and Shinto Divinities] is described as follows:

[In the figure of *Kegon Hiden no Daiji* 華嚴秘伝之大事, the fifth 五 branch (on the left as one faces it), is titled ‘Shieda’ 師枝 [branch of master] and ‘Shobutsu-retsuzu’ 諸佛列座 [various Buddha sitting side by side]. The sixth 六 branch (on the right as one faces it), was titled ‘Shoshin, Yoko or Yogo’ 諸

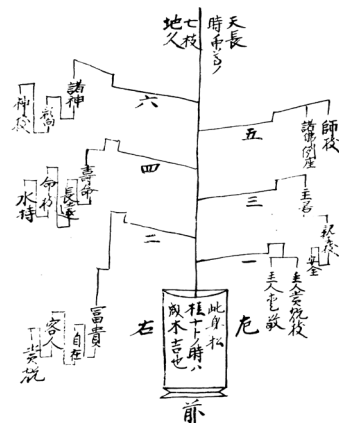


Figure 7. An example of the *tatehana* diagram entitled *Tenryokudaru-Hana-no-Ezu* 天ヨリ下ル花之繪圖 [Figure of Flower Descending from the Heaven].

Source: *Kegon Hiden no Daiji* 華嚴秘伝之大事 (a 15th century manuscript of *Kegon* on *ikebana*) by Ikenobo Kazoin 池坊花藏院 written in 1487.

神 影向 [the advent of various Shinto divinities], ‘Kami-eda’ 神枝 [branch of Shinto divinity]. This idea came from the traditional practice that the Shinto divinities and Buddha descend from the heaven to the standing plants and dwell in there. This was also handed down to *rikka* 立華]. (*Ikebana Sogo Daijiten* [Ikebana General Encyclopaedia], 1980)

We will now examine some *tatehana* figures in more details and discuss the religious and cultural background and then clarify the traditional practice of *tatehana*.

An important diagram entitled *Tenryokudaru-Hana-no-Ezu* 天ヨリ下ル花之繪圖 [Figure of Flower Descending from the Heaven]

representing *Shaka Sanzon* 釈迦三尊 [Sakyamuni triad]. The source of this diagram is *Kegon Hiden no Daiji* 華嚴秘伝之大事, which is a 15th century manuscript of *Kegon on ikebana* by Ikenobo Kazoin 池坊花蔵院, written in 1487.

This diagram (Figure 8) is also known as *Tenyorikudaru-Hana-no-Ezu* 天ヨリ下ル花之繪圖 [Figure of Flower Descending from the Heaven]. It represents a fan-shaped form and has a central axis connecting the heaven with the earth. At the bottom of this diagram the words *sashitome* サシトメ [putting up a stick] is written, so we understand this as being fixed at the base. The characters *shin* 身 [body] and *shaka* 釈迦 [Sakyamuni] are written on the central branch in the diagram. These characters symbolically represent the body of Sakyamuni, that is the Buddha. Two smaller fan-shaped forms are drawn below this bigger fan-shaped diagram. The characters *Fugen* 普賢 indicating Samantabhadra (the bodhisattva of universal compassion) are written on the right, while the characters *Monju* 文殊 referring to Manjusri (the bodhisattva of wisdom and intellect) are written on the left. So we can say that these three diagrams represent symbolic representation of *Shaka Sanzon* 釈迦三尊 or the Sakyamuni triad, which is an image of the Buddha flanked by two attendants.

It can be deduced from the diagram that this was a religious practice in which the esoteric Buddhist monks of the *Kegon* 華嚴, a sect of Buddhism based on the Avatamsaka Sutra or the *Shugen-ja* 修験者, the practitioners

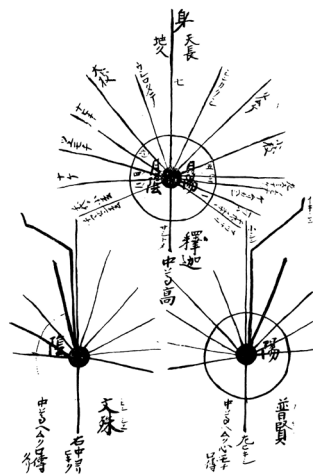


Figure 8. An example of the *tatehana* diagram entitled *Tenyorikudaru-Hana-no-Ezu* 天ヨリ下ル花之繪圖 representing *Shaka Sanzon* 釈迦三尊 or the Sakyamuni triad.

Source: *Kegon Hiden no Daiji* 華嚴秘伝之大事 (a 15th century manuscript of *Kegon on ikebana*) by Ikenobo Kazoin 池坊花蔵院 written in 1487.

of the Japanese religion of *Shugen-do* 修験道, trained on mountains to receive spiritual enlightenment (Kamata, 2002). This practice is called mountain asceticism. They sit down quietly with their back up straight, and conjure an image of Buddha by focusing on the central branch of this diagram (Yamaori, 1993; Yamaori, 1994; Wakamori, 1988; Miyake, 2003). Furthermore, the characters *Tencho Chikyu* 天長地久 and the number seven (七) are written in the upper part of the central branch. According to the *Encyclopaedia of the History of Japanese Manners and Customs* (*Nihon Fuzokushi Jiten*, 1979), the term *Tencho Chikyu* means ‘heaven and earth exist forever.’ This phrase is extracted from the words of *Lao-tzu* 老子, the ancient Chinese philosopher.

It is possible to find this idiom in Taoist ancestral shrines even now. In addition, the characters *Nichi-yo* 日陽 or Sun Positive and *Getsu-in* 月陰 or Moon Negative are written in the middle part of the central branch. The Chinese principle of the positive (sun; *yang*) and negative (moon; *yin*) are synthesised with specifically Japanese philosophies (Murayama, 1992).

It can be argued from this diagram that the *tatehana* was created by ascetic monks or mountain priests who believed that the Shinto divinities and the Buddha would descend from the heaven to the tip of an evergreen tree and dwelt there. For that reason, this central branch has the central axis connecting the heaven with the earth.

The second diagram to be studied is the *tatehana* figure representing the Birth of Buddha 誕生仏 by the *shugen-ja* in the Todaiji Temple. This diagram is found in *Kadenshou* 花伝抄, which is a manuscript on *ikebana*, written around the 15th or 16th century.

This *tatehana* (Figure 9) is likened to the physical body of a child prince who will become the Buddha, Siddhartha Gautama. This is because the characters *Tenjo Tenge* 天上天下 [Heaven and Earth] are written at the top part of the central branch and the characters *Yuiga Dokuson* 唯我独尊 [Holy am I alone] are written in the right lower part. It is said in the Buddhist idiom that when Buddha was just born, he did not cry but one finger pointed to the heaven, one finger pointed to

the earth, at the same time he said ‘I am the centre of the universe.’ We find that the characters 過去 [past] are connected to lotus seeds by a line, the characters 現在 [present] are tied to the lotus flower and the characters 未来 [future] are tied to the bud of a lotus in this figure. In other words, the the past, present and future are condensed and visualised spatially. It can be imagined that in those days people looked up the large statue of the enlightened Buddha (approximately 16 metres high) at Todai-ji Temple in Nara and felt overwhelmed by comparing it to the small-sized statue of a child prince (about 45 cm).

In my book titled *500 Years of Ikebana* published in 2013, this type of *tatehana* representing the Birth of Buddha, which had been practiced since ancient times, was created by ascetic monks, because the *shugen-ja* of the *Tozan* 当山 branch (one of main *Shugendō* branches) was found to make flower or branches offering to *kami* [Shinto divinity] and



Figure 9. An example of the *tatehana* figure representing the Birth of Buddha 誕生仏.

Source: *Kadenshou* 花伝抄 (a circa 15th-16th century manuscript on *ikebana*).

the Buddha at the Todaiji Temple in Nara (Yamaori, 1991). From that, we conclude that the *shugen-ja* devised this type of *tatehana*.

The same applies to Ikenobo Jushin'in 池坊住心院 (*shugen-ja* of the *Honzan* 本山 branch, another main *Shugen-do* branch), as it is written in old documents in Koya 高野文書 that Ikenobo Jushin'in was offering flowers at Mt.Koya (Wakayama Prefecture) and devised his own *tatehana* in the 16th century (Gorai, 1992a). It was also written in one of my previous books published in 2013 that there were many *shugen-ja* involved in the event celebrating the Birth of Buddha throughout Japan (Nakayama, 2013). Besides celebrating the Birth of Buddha, there were also other events such as opening ceremonies marking the climbing of the sacred mountains throughout Japan as well as the memorial ritual to the ancestors in the mountains on the 8th day of the 4th month of the lunar calendar, during which this ritual of offering was carried out (Gorai, et al., 1980b; Gorai, et al., 1981a; Miyake, 1991). The sacred mountains were closely connected with the image of the Birth of Buddha since ancient times. There is a picture of a statue of the child prince placed in a tray to celebrate the Birth of Buddha dated to a 12th century scroll marking annual events in Japan.

It is interesting to note that the idea of past, present and future of the *Shugen-do*, that also worshipped the sacred mountains and believed that the divine spirit dwelt there, is

different from the purer teachings of Buddhism. For example, Dewa Sanzan 出羽三山, the three sacred peaks of Dewa (Yamagata Prefecture), is an ancient centre of the *Shugen-do* practice and pilgrimage. In Dewa Sanzan, Mt. Gassan 月山 (1,980 m) has been metaphorically likened to the past, Mt. Haguro 羽黒山 (419 m) to the present and Mt. Yudono 湯殿山 (1,504 m) to the future (Togawa, 1980). Thus the idea of past, present and future has been expressed in terms of a spatial axis.

Therefore, we can say that the ascetic monks created this vertical standing form of *tatehana* with the central axis connecting the heaven with the earth.

A third example of a *tatehana* diagram focuses on the central axis by Ikenobo Sen'no 池坊専応. This diagram is taken from *Sen'no Kuden* 専応口伝, which is a 16th century oral traditions on *ikebana*, written in 1523.

This is a vertical *tatehana* form (Figure 10) reshowing a central axis. We see that the character 真 (*shin*; central branch) overlaps at the top of the central branch with the central axis connecting the heaven with the earth. And the characters 小真 or *shoshin*, referring to the small central branch, are connected at the top of the short central branch by a line in this diagram. Generally speaking, the *shin* and the *shoshin* make up centre. The kanji character 真 (*shin*) means truth in Buddhism and Confucianism. The kanji character 心 (*shin*) means immaculateness in Shintoism and pure heart in Buddhism, while the kanji character 身 (*shin*)

means a human body as well as the body of Buddha (*Ikebana Sogo Daijiten* [Ikebana General Encyclopaedia], 1980). Here it indicates a central standing branch representing the central axis of a mountain, because there are the two branches namely *mikoshi* みこし [looking over] in the middle right and left of this diagram. It is written in *Ikebana Sogo Daijiten* [Ikebana General Encyclopaedia] (1980) that a 17th century *ikebana* master, Ikenobo Senko II (二代池坊専好), expressed the scenery of far mountains by using the term *mikoshi* 見越 (みこし) in the entry word. In addition, we notice that Ikenobo Sen'no 池坊専応 was, highly likely, a *shugen-ja*, because it was written in *Ikebana Jinbutsushi* いけばな人物史 [History of Personage on Ikebana] (1977) by Hojo Akinao that the term *Jiju* 侍従 also means the name of a position in the *shugen-ja*. Hojo Akinao also gave this title to Ikenobo Sen'no as his official name 六角堂池坊侍従専応 as is mentioned in *Sen'no Kuden* written in 1523.

Therefore, we can say that this diagram reflects the mountain worship by Ikenobo Sen'no and shows the establishment of the symbolical *tatehana* with the central axis connecting the heaven with the earth.

The fourth *tatehana* we will look at is a figure of *Chuo-no-hana* 中央花 or Central Flower (Figure 11) by Sosei 宗清 found in *Sosei Kadensho* 宗清花伝書, which is a 16th century manuscript on *ikebana*, written in 1529.

The image shows a *tatehana* placed in the middle of a flower base with four legs in

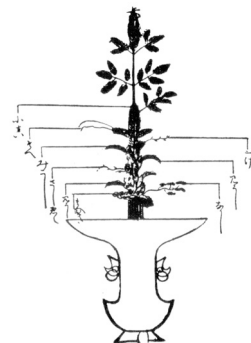


Figure 10. An example of the *tatehana* diagram representing the central axis of a mountain by Ikenobo Sen'no 池坊専応.

Source: *Sen'no Kuden* 専応口伝 (a 16th century oral traditions on *ikebana*) written in 1523.

Buddhist funeral rites. The kanji characters 四方 (*shiho*; four directions) were written on the same manuscript. The four-character idiom *Syo-Ro-Byo-Shi* 生老病死 [birth, aging, sickness, death] was written in *Kasho* 花書, which is another 16th century manuscript on *ikebana*. Four descriptions like *Hossin* 発心 or spiritual awakening, *Shugyo* 修行 or ascetic practice, *Bodai* 菩提 or supreme enlightenment, and *Nehan* 涅槃 or Nirvana referring to the Buddha's death were also mentioned in both manuscripts. From the above, it is highly likely that Sosei was a *shugen-ja*. If so, the four-character idiom suggests the Buddhist legend of four sights (*Shimon-Shutsuyu* 四門出遊) regarding the four gates handed down by word of mouth in Japan. The four sights refer to four things described in the legend of Gautama Buddha's life. This legend relates as follows:

[One day the prince went for a long



Figure 11. An example of the *tatehana* figure entitled *Chuo-no-hana* 中央花 or Central Flower by Sosei 宗清.

Source: *Sosei Kadensho* 宗清花伝書 written in 1529.

ride in a horse carriage from the east gate, and he learnt of inevitable aging in life. Then, going from the south gate, he saw a critically sick man. Later, when he went from the west gate, he met a funeral procession. Contemplating the suffering and the way to escape from the four kinds of suffering (birth, aging, sickness, death), he went out from the north gate and met an ascetic monk sitting quietly on the way. It is said that the prince decided to enter the priesthood when seeing this monk's peaceful facial expression]. (*Britannica Encyclopaedia*, 2014)

In one of my previous books published in 2013, I indicated that the *tatehana* entitled *Chuo-no-hana* 中央花 or Central Flower symbolising four Buddhist gates was created by *shugen-ja* who paid respect to Buddha and the world of *Mikkyo Mandara* 密教曼荼羅

or mandala of esoteric Buddhism. We find that this idea was created as the equivalent of the four gates in the Buddhist legend linked and the four gates of *Shugen-do* based on *Shimon-Shugyo* 四門修行 [Ascetic Practice of Four Gates]. The term *Shimon-Shugyo* refers to the realisation of true enlightenment by going through the four gates. For example, in the *Omine Shugen-do* 大峰修験道, the four gates were built as *Hosshin-mon* 発心門 or Gate of Spiritual Awakening, *Shugyo-mon* 修行門 or Gate of Ascetic Practice, *Togaku-mon* 等覚門 or Gate of Equality to *Bosatsu* (one of the Buddhist saints), and *Myogaku-mon* 妙覚門 or Gate of True Enlightenment. All were built at the entrance of the mountain in Yoshino, along the Omine pilgrimage route up to the Omnesanji 大峰山寺 Temple, the sacred place at the top of Mt. Yoshino 吉野山 (Gorai et al., 1980a; Gorai et al., 1982).

So we can say that this figure reflects the sacred mountain worship and has a central branch with the central axis connecting the heaven with the earth.

A last example of a *tatehana* image to be studied here is the *Sanhei-no-Hana* 三へいの花 or Flower of Tree Vases (Figure 12), by Sen'ami 宣阿弥 found in *Hanafu* 花ふ, a 16th century manuscript on *ikebana* with esoteric Buddhist text, written in 1552.

In this image, we see that three *tatehana* consist of three pine branches and some leaves. In a previous publication (2013), I indicated that this *tatehana* form is likened

to the figure of *Amida Sanzon* 阿弥陀三尊 or three Buddhist divinities showing Amitabha Tathagata attended by Goddess of Mercy and *Seishi Bosatsu* or Mahasthamaprapta. There are scrolls representing *Amida Sanzon* drawn with Sanskrit characters as well as some examples of *tatehana* with themes fusing *Shingon Mikkyo* 真言密教 or *Shingon* esoteric Buddhism and *Jodo* 浄土 [Pure Land] Buddhism or a Buddhist practice with a particular focus on *Amida Sanzon* in the *Hanafu* manuscript. Traditionally, *Amida Sanzon* is offered flowers, but not in the form of *tatehana*. However, it can be inferred from old documents that this *tatehana* representing *Amida Sanzon* was probably created in the early Muromachi period. Indeed, it was written in old documents in Koya 高野文書 that there was a fusion of esoteric Buddhism and *Jodo* Buddhism from the Kamakura period to the Muromachi period

(Gorai. et al., 1979). That is to say, the idea of integrating esoteric Buddhism and *Jodo* Buddhism spread fast in Mt. Koya and had a great influence on other mountains and then became common everywhere in the Muromachi period (Gorai, 1998; Yamaori, 2000).

It can be inferred from the above that the unification of two different Buddhist sects (Tantric divinities of *Shingon* esoteric Buddhist sect and non-Tantric divinities of *Jodo* Buddhist sect) had gradually spread in the mountains and the esoteric Buddhist monk created new *tatehana* representing *Amida Sanzon* in the 16th century. There is a hand-copied *tatehana* manuscript which Sen'ami monk handed down to an esoteric Buddhist monk, Ryuken, at the Hasedera Temple in Nara, attesting to that fact. This shows that Sen'ami was highly likely to be a mountaineering ascetic, because it was written in the manuscript of secrets (*Hanafu*) that Sen'ami became the pupil of one of the Ikenobo schools of Rokkaku-do in Kyoto. As there was a group of the *Honzan* 本山 branch (one of the main *Shugen-do* branches) related to the *Tendai* sect 天台宗, one of Buddhist sects near the pond in those days, we can conclude that this type *tatehana*, with the central axis connecting the heaven with the earth, was created by the *shugen-ja*.

In summary, we found that in the late 15th to the mid 16th century, *tatehana* practitioners were almost all *shugen-ja* (ascetic monks or mountain priests). They had the basic idea that a tree is a sacred place

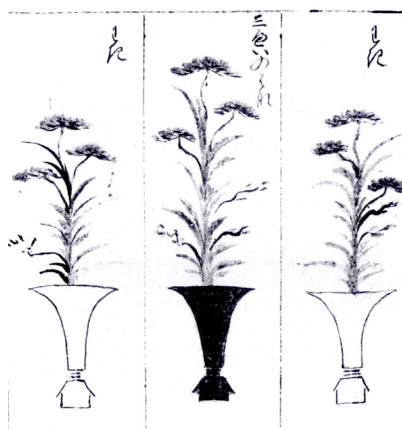


Figure 12. An example of the *tatehana* entitled *Sanheino-Hana* 三へいの花 (Flower of Tree Vases) by Sen'ami 宣阿弥.

Source: *Hanafu* 花ふ (a 16th century manuscript on *ikebana*) written in 1552.

where the Shinto divinities and the Buddhist divinities dwelled in after their descent from heaven (Murayama, et al., 1979). That is to say, a tree or a branch plays a pivotal role orientating the cosmic axis between the heaven and the earth. It is also a passage connecting the heaven with the earth as well as the original place for the life to return to (Miyake, 2004a). Bearing in mind the above, we are convinced that the tall central branch of *tatehana* was the boundary marker where the mountain divinity dwelt. In other words, the reason why these *tatehana* were created is that the practice was an act of offering flowers and branches to the mountain divinity, because the mountain was considered to be a mysterious and awesome place (Yuasa, 1972; Nakayama, 2017). These also reflect the Japanese pre-Buddhist view of nature based on mountain worship (Ito & Richie, 1967; Gorai, 1992b; Miyake, 2000; Yamaori, 2001).

4.3 The evolution of *tatehana* from the late Muromachi period (1338–1573) to the Azuchi-momoyama period (1573–1600)

After the transformation of the *tatehana* from a symbolic figure to a well-defined form during the Muromachi period, it was further transformed into a larger and more impressive *tatehana* form (Figure 13) from the late Muromachi period to the Azuchi-momoyama period. After Shogun Ashikaga lost his political power, the provincial warlords took control of

the affairs of government. During the period of National Reunification (1568–1600), two military heroes, Oda Nobunaga (1534–1582) and Toyotomi Hideyoshi (1536–1598), successively ruled Japan through numerous provincial warlords. It was a time for the strengthening of the powers of the feudal authorities and the full development of castle architecture (Yamato, 2000). Therefore, the large-sized *tatehana* was created by the appearance of the larger *tokonoma* in the castle. Now we will examine the close relationship between the large-sized *tatehana* and the larger *tokonoma* space.

Built in this time period, the Azuchi castle of Oda Nobunaga, the highest pavilion of the Azuchi castle (*Tenshu-kaku* 天守閣) which was seven stories high, was constructed



Figure 13. The large-sized *tatehana* in *Kadensho* 花伝書, *Zashiki-Sogon-no-Zu* 座敷荘厳之圖 (a 16th century manuscript on *ikebana*) written by Ikenobo Sen'ei 池坊専栄 in 1567.

Source: *Zoku Kado Kosho Shusei* 2 [Col-lection of Writing on the Secrets of Way of Japanese Flower Arrangement Continued Vol.2] published in 1972.

by Nobunaga. The roof tiles were red in colour and were edged with gold leaf. Up to the third floor served as Nobunaga's living spaces. All the walls were painted stark white except for walls on the sixth floor which were painted a grave black and decorated with golden pillars. Pillars on the fifth floor were painted cinnabar red and under the handrails were carved dragons and killer whales, emblems of the imperial throne.

Records of the interior of Oda Nobunaga's Azuchi castle, indicate that the walls of the *tokonoma* space were completely covered in gold and painted over with bright wall paintings. In the *shoin* 書院—a room used for reading, writing and studying—the background walls of gold were decorated with patterns and motifs in the castle colours such as vivid green, flashy blue and bright red. The motifs were of magnificent animals such as hawks, tigers, and eagles, as well as majestic plants such as pine trees, oaks, and peonies. It is inferred from the majestic motifs that the design of the Azuchi castle was based on those of ancient Chinese palaces. As a result of this change, the background of the *tokonoma* space went from being a simple setting to a colourful wall with intricate paintings (Nakayama, 2002a). The materials and colours used for the *tatehana* also changed (*Zusetsu Ikebana Bunkashi* [The Illustrated Cultural History of Ikebana], 1973). During the Azuchi-momoyama period the small-sized *tatehana* transformed in size, shape, and material into

the large-sized one. However, the traditional practice and the basic form of the central branch with the central axis connecting the heaven with the earth did not change.

In the *Jurakudai* 聚楽第 castle of Toyotomi Hideyoshi, there was a main ceremonial hall called *ohiroma* 大広間. The highest of these was known as *jodan-no-ma* 上段の間 or the upper room. Within this hall, the ceremony of giving audience known as *Taimen* 対面 was held. This was a ceremony in which Toyotomi Hideyoshi gave audience to the warriors who pledged their allegiance to him. The *Taimen* ceremony played an important role in strengthening the feudal system with a public display of allegiance. As the name suggests, the floor level of the *jodan-no-ma* is a step higher than that of the other rooms. The hall consisted of *jodan-no-ma* or the upper room, *chudan-no-ma* 中段の間 or the middle room and *gedan-no-ma* 下段の間 or the lower room. This style of architecture allowed social standing to be differentiated by virtue of those seated in the lower levels being aware of a higher authority. From the records, we note that Toyotomi Hideyoshi was seated in the upper room, while the *daimyo* [feudal lord] and warriors prostrated themselves on the ground in the hundred-*tatami* floored lower room. In front of the *jodan-no-ma*, there was the larger *tokonoma* space. The large-sized *tatehana* was situated in the larger *tokonoma* of the *jodan-no-ma*, a place symbolic of political power (Nakayama, 1999).

5. Transformation of the *Tatehana* into the *Rikka* in the Early Edo Period (17th century)

During the Azuchi-momoyama period, Japanese arts and culture reached full maturity. Castle architecture introduced from Europe flourished and residences of warlords also became larger. So, changes occurred in the ‘size’ of the *tatehana* when it was shifted from the small *shoin* of Muromachi-dono 室町殿 or the residence of the Ashikaga shogunate to the large *shoin* of the castle of the provincial warlords. This shift resulted in a bigger version of *tatehana* being developed to suit the palatial interior of the castle of the provincial warlords. The *tatehana* was enlarged to match the size of the large *tokonoma* in the larger *shoin* of the castle. So, the small-sized *tatehana* drastically changed into the large-sized one in size, shape and material. However, it is not possible to separate the *rikka* from the *tatehana* in terms of traditional practice. The common features of both basic forms between *tatehana* (Figure 14a) and *rikka* (Figure 14b) are:

- The central branch stands vertically in the centre of a vase.
- The central branch is using the treetop of an evergreen.
- There are seven main branches.
- The role of main seven branches is almost same.
- The central branch is called *shin* (centre).

Later in the period, changes occurred in the *rikka* style. In the early Edo period the central branch of the *rikka* must stand vertically (Figure 15) as it was necessary to link the central axis between the heaven and the earth. But, in the mid Edo period the *rikka* with the curved central branch appeared. We will, now, discuss how the central axis connecting the heaven with the earth in the *rikka* was maintained with the curved central branch.

There is an example of *rikka* (Figure 16) in *Shinkoku Heika Yodoshu* 新刻瓶花容導集, which is a collection on *ikebana* by Ikenobo Senjo 池坊専定, published in 1797. We see that the curved central pine branch called *shin* 心 is put upright into a vase and the small twofold pine branch stands vertically in the position of *shoshin* 正心 or correct central

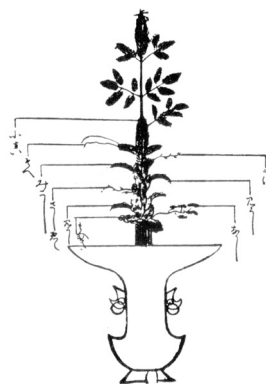


Figure 14a. The basic form of *tatehana* drawn by Ikenobo Sen'no 池坊専応. The character 真 (*shin*; central branch) is overlapped in the top of a central branch. The characters 小真 (*shoshin*; small central branch) are connected to the top of the short central branch by a line.

Source: Sen'no Kuden 専応口伝 (a 16th century oral traditions on *ikebana*) written in 1523.

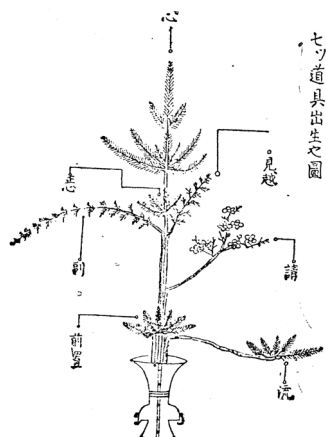


Figure 14b. The basic form of *rikka* entitled *Nanatsudogu-Shussho-no-Zu* 七ツ道具出生之圖 [Figure of Birth of Seven Tools]. The character 心 (*shin*; central branch) is connected to the top of a central branch by a line. The characters 正心 (*shoshin*; correct central branch) are connected to the top of the short central branch by a line.

Source: *Rikka Kin'mo Zui* 立華訓蒙圖彙 (a 17th century collection on *ikebana*) published 1696.

branch, linking the central axis between the heaven and the earth. We understand that this *shoshin* branch plays an important role in the *rikka* for maintaining the centre line between the heaven and the earth, because this type of *rikka* becomes rich in variation and increases the stately feeling by using the central branch with a dynamic curve. This concept also influenced *seika* or *shoka* styles established in the same period.

6. Appearance of *Seika* or *Shoka* in the Mid Edo Period (18th century)

Rikka was still popular until the end of the Edo period. However, there gradually appeared many schools groping to create new ideas and new forms of *ikebana*. One of these

new styles was known as *seika* or *shoka*. Many *ikebana* schools were established in the mid Edo period. It was written in *The History of Ikebana* by Kudo Masanobu (1989) that in the latter half of the 18th century, schools practicing the *seika* style such as Koryu 古流 established by Imai Sofu in 1770, Enshu 遠州 established by Shunjuken Ichijo, Kodo 宏道 by Mochizuki Riunsai, as well as other schools such as Shofu 正風, Irie 入江, and Doku 独.

Why did many *seika* schools appear during the mid Edo period (18th century)? This is due to the fact that as peace continued through the Edo period (1603–1867) in Japan,



Figure 15. An example of the *rikka* with the vertical central branch entitled *Hongatte-Shin-no-Hana* 本勝手真ノ花. The character 心 (*shin*; central branch) is written in the top of a central branch. The characters 正心 (*shoshin*; correct central branch) are written in the top of the short central branch.

Source: *Kokon Rikka Daizen* 古今立花大全 (a 17th century book on *ikebana*) by Juichiya Taemon 十一屋 太右衛門 published in 1683. In *Kado Kosho Shusei 1* [Collection of Writing on the Secret of Way of Japanese Flower Arrangement Vol.1], 1970.

the commoners were more involved in improving their quality of life. The extensive spread of *ikebana* among the ordinary people, was one of the results. Furthermore, the size of *seika* is smaller than *rikka*, but the characteristic of *seika* is simple, elegant and sophisticated. For that reason, *seika* coincided with the aesthetic sense called *Iki* 粋 or delicacy which was peculiar to the city of Edo (today Tokyo). From that time on, *seika* became very popular.

Here, we will compare the basic form of the three well-known *ikebana* schools—Ikenobo 池坊 school, Koryu 古流 school, Enshu 遠州 school—from their beginning to present day and see how they maintained the central axis between the top and the bottom in *seika*



Figure 16. An example of the *rikka* with the curved central branch. We can see the small twofold pine branch stands vertically in the position of *shoshin* 正心. Other main branches became enlarged and increased the stately feeling all over the *rikka* by using the dynamic curved central branch called *shin* 心.

Source: *Shinkoku Heika Yodoshu* 新刻瓶花容導集 (an 18th century collection on *ikebana*) by Ikenobo Senjo 池坊專定 published in 1797. In *Kado Kosho Shusei 5* [Collection of Writing on the Secret of Way of Japanese Flower Arrangement Vol.5], 1970.

or *shoka*. First, we will mention the common features of three basic diagrams (Figure 17, Figure 18, Figure 19).

- The concept of the universe represented as a circle.
- The circle is divided into two parts: *in-kata* (yin) on the right and *yo-kata* (yang) on the left.
- The central branch (*Ten or shin*) is represented in curved form.
- The central axis connecting the heaven with the earth is indicated by a dotted line drawing from the top to the bottom.

From the above, we understand that the traditional practice continuing from *tatehana* did not change, though each *seika* or *shoka* school has different theories and concept. For example, the Ikenobo school saw the theory of *shoka* as a simplification of the *tatehana* style, the Koryu school created a concept of *seika* focusing on free and fluid expression, and the Enshu school established a *seika* theory placing importance on the basic form of symbolic circle and curved line (Nishibori, 1942).

What about other schools? There is another famous school called Shogetsudo Koryu 松月堂古流. The founder of the Shogetsudo Koryu school, Zeshinken Ichiro 是心軒一露 (1734–1780), an 18th century master of *ikebana*, devised a *seika* form based on a belief in five elements called *Godai* 五大 (地大 or earth, 水大 or water, 火大 or fire, 風大 or wind and 空大 or air) in esoteric Buddhism.

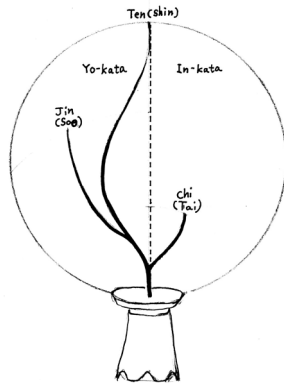


Figure 17. A diagram of *shoka* 生花 of the Ikenobo 池坊 school. The term *shoka* means small-sized *ikebana* and is only used by the Ikenobo school. The dotted line indicates the central axis connecting the heaven with the earth.

Source: *The History of Ikebana* by Kudo Masanobu published in 1989. This is hand copied by the author.

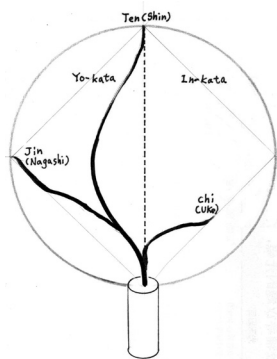


Figure 18. The diagram of *seika* 生花 of Koryu 古流 school. The dotted line indicates the central axis connecting the heaven with the earth.

Source: *The History of Ikebana* published by Kudo Masanobu in 1989. This is hand copied by the author.

The diagram of *ikebana* represents *Gotai* 五体 or 五軀 (the five parts of a body) based on *Gorin-to* 五輪塔 or Tower of Five Rings—地輪 or earth as rectangle, 水輪 or water as a circle, 火輪 or fire as a triangle, 風輪 or wind as a crescent and 空輪 or air as treasure ball (Figure 20). This basic form is drawn in a circle

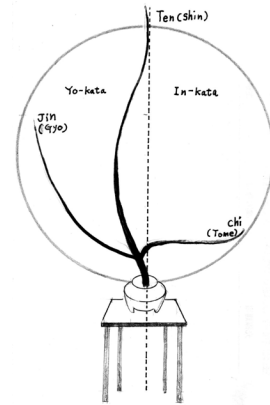


Figure 19. A diagram of *seika* 生花 of Enshu 遠州 school. The dotted line indicates the central axis connecting the heaven with the earth.

Source: *The History of Ikebana* by Kudo Masanobu published in 1989. This is hand copied by the author.

and comprises the five elements as a symbol of the universe. The main five branches have specific and different places are named *shoka* 正花, *sorei* 相令, *tsuyo* 通用, *tai* 体, and *tome* 留 (*Nihon Sekibutsu Jiten* [The Encyclopaedia of Japanese Stone Buddha], 1994).

From the above, we understand that Zeshinken Ichiro studied esoteric Buddhism and took ‘five great thoughts’ as five elements and assigned each of his principal stems to fit one of these elements. Nonetheless, the traditional practice continuing from *tatehana* did not change. Therefore, we can say that this *seika* form also has the central axis connecting the heaven with the earth.

Another school is the Misho 未生 school. The founder of this school, Mishosai Ippo 未生齋一甫 (1761–1824), created an *ikebana* philosophy based on the *Yi-King* 易經 or *Book of Changes*, using the principles of *yin* 陰 and

yang 陽 and the theory taught by Lao-tzu 老子 and Zhuang-zi 莊子. It was written in *The History of Ikebana* by Kudo Masanobu (1989) that with the Misho school, the ancient universal philosophy of squaring the circle was represented by a circle delineated within a square, with the latter's four corners touching the circle, which is then divided diagonally into two halves to create two triangles defined by Taoist thoughts as one being positive or *yang*, the other negative or *yin*. Then standing each triangle either upright or on its side, within their limits three stems of heaven, earth and humanity are placed, thus composing this distinctive form.

As an example of his work, there is the *seika* using chrysanthemums (Figure 21). This *seika* is based on the basic form of a triangle representing *Ten* 天 or Heaven, *Chi* 地 or Earth, and *Jin* 人 or Humanity. The central dotted line indicates the central axis connecting the heaven with the earth. So we can say that the traditional practice continuing from *tatehana* did not change. In the late Edo period, different schools of *ikebana* were established and *ikebana* came to have its own theory leading to its own style (*Kajin Retsuden* [A Series of Biographies of Ikebana Experts], 1984).

Presently, the important branches are the three main stems as a fulfilment of a concept of trinity in all schools the role of *Ten* 天 or Heaven, *Chi* 地 or Earth, and *Jin* 人 or Humanity in the universe. This idea owed its origin to the applied eight trigrams 八卦 and divination based on *the Book of Changes* 周易.

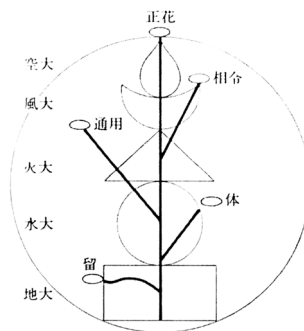


Figure 20. The diagram of *Gotai-no-Hanagata* 五輪の花形 or Flower Form of Five Parts of a Body. It symbolises *Godai* 五大 or five elements based on *Gorin-to* 五輪塔 or Tower of Five Rings and has the central branch with the central axis connecting the heaven with the earth.

Source: *Ikebana Sogo Daijiten* いけばな総合大事典 [Ikebana General Encyclopaedia], 1980.

At the same time, this form was based on the traditional practice continuing from *tatehana* that the Shinto divinities and Buddha descend from the sky to the top of a tree branch.

7. Conclusion

Although *tatehana* is the original central guide for *ikebana*, it has, over time, been overshadowed by *rikka*. However, it is important to understand and bring the essential principle of *tatehana* back to its rightful place—the centre for *ikebana*. *Tatehana* was born from ancient Japanese native beliefs, that big trees are places where the mountain divinities dwell. They move from this dwelling down to the erected sacred trees. Traditions say that the big trees in the deep mountains were brought down to villages and were erected as wooden poles, and then became *kami* (the

Japanese folk divinity) in Suwa District, Nagano Prefecture. After the cutting of the big trees for the *Onbashira-sai* festival in the forest of Shimosuwa and Mt. Yatsugatake in Nagano Prefecture, the mountain dwellers participating in the *Onbashira-sai* festival brought the tallest part of the tree crown to the house as a memorial object and then put it into a flower vase or placed it in the *tokonoma* space.

It has long been thought that *tatehana* was one of the geneses of *ikebana*. However, it can be inferred from the above-mentioned customary practice that *tatehana* began from erecting the tallest part of the tree crown of a big tree used in the rituals of the mountain divinity. It could be also deduced by more

detailed discussion of *tatehana* that it reflected the worship of the sacred mountains and represented the central axis of a mountain connecting the heaven with the earth. As a result, *rikka* was developed from *tatehana*, and *shoka* or *seika* evolved from *rikka*. From there, many different arrangements evolved following *shoka* or *seika* by using not only trees but also flowers like Japanese iris (*ayame/shobu* 菖蒲) and leaves like *Aspidistra elatior* (*haran* 葉蘭) emerge.

We conclude that in the Muromachi period, the starting point of *ikebana*, *tatehana* was used to place the cut branch taken from a big tree upright into a vase and had the basic form of the central branch with the central axis connecting the heaven with the earth and was based on the traditional belief that Shinto divinities and the Buddha descend from the sky to the top of a big tree. In the Azuchi-momoyama period, although the small-sized *tatehana* transformed in size, shape, and material into the larger work, the traditional practice and the basic form did not change. In the early Edo period *rikka* maintained this basic form and traditional practices. In the late Edo period this basic form and traditional practices continuing from *tatehana* were handed down from *rikka* to *shoka* or *seika*. Today *ikebana* is still being performed using the basic form and the traditional practices highlighted in this article.

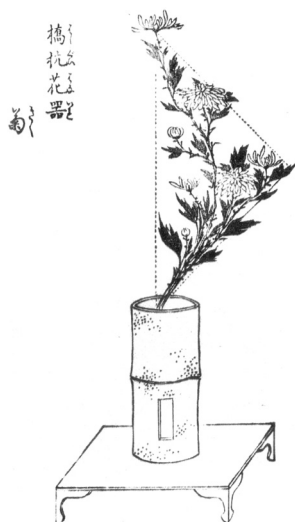


Figure 21. An example of *seika* using chrysanthemums. This *seika* is based on the basic form of triangle representing *Ten* 天 or Heaven, *Chi* 地 or Earth, and *Jin* 人 or Humanity. The central dotted line indicates the central axis connecting the heaven with the earth.
Source: *Ikebana Hyakuren* 插花百練 by Mishosai Ippo 未生齋一甫 published in 1816.



References

- [1] *Britannica Encyclopaedia* (2014). Tokyo: Britannica Japan Co., Ltd.
- [2] Gorai, S. (1992a). *Yama no Shukyo—Shugen-do Kogi* [Mountain Religion—The Lecture of Shugen-do]. Tokyo: Kadokawashoten.
- [3] _____ (1992b). *Senzokuyo to Haka* [Memorial Service for Ancestor and Grave]. Tokyo: Kadokawashoten.
- [4] _____ (1998). *Zoho—Koya Hijiri* [An enlarged edition—Koya Buddhist Itinerant Preacher]. Tokyo: Kadokawashoten.
- [5] _____ (ed.). (1979). *Koyasan to Shingon Mikkyo no Kenkyu* [The Study of Mt. Koya and Shingon Esoteric Buddhism]. The History of Mountain Religion Study Series: Vol. 3. Tokyo: Meichoshuppan.
- [6] _____ (ed.). (1980a). *Kinki Reizan to Shugen-do* [The Sacred Mountains of Kinki District and Shugen-do]. The History of Mountain Religion Study Series: Vol. 11. Tokyo: Meichoshuppan.
- [7] _____ (ed.). (1980b). *Shugen-do no Bijutsu Geino Bungaku 1* [The Art, Performing Arts and Literature on Shugen-do 1]. The History of Mountain Religion Study Series: Vol. 14. Tokyo: Meichoshuppan.
- [8] _____ (ed.). (1981a). *Shugen-do no Bijutsu Geino Bungaku 2* [The Art, Performing Arts and Literature on Shugen-do 2]. The History of Mountain Religion Study Series: Vol. 15. Tokyo: Meichoshuppan.
- [9] _____ (ed.). (1981b). *Shugen-do no Denshobunka* [The Oral Traditional Culture of Shugen-do]. The History of Mountain Religion Study Series: Vol. 16. Tokyo: Meichoshuppan.
- [10] _____ (ed.). (1982). *Yoshino-Kumano Shinko no Kenkyu* [The Study of the Faith of Yoshino and Kumano]. The History of Mountain Religion Study Series: Vol. 4. Tokyo: Meichoshuppan.
- [11] Hanawa, H. (1899). *Gunsho Ruiju* [Japanese Historical Classified Documents]. Tokyo: Keizaizasshisha.
- [12] _____ (1911). *Zoku Gunsho Ruiju* [Japanese Historical Classified Documents Continued]. Tokyo: Keizaizasshisha.
- [13] Hojo, A. (1977). *Ikebana Jinbutsushi* [History of Personage on Ikebana]. In *Collected Works on Ikebana of Akinao Hojo Vol.2*. Tokyo: Shibundo.
- [14] Hosokawa, M. (1985). *Ikebana Hando Bukku* [Guide of Japanese Flower Arrangement]. Tokyo: Tokyobijutsu.
- [15] *Ikebana Sogo Daijiten* [Ikebana General Encyclopaedia] (1980). General Editor: Okada, K; Kudo, M; Yukawa, O. Tokyo: Shufunotomoshia.
- [16] Ito, T. & Richie D. (1967). *Nihon no Dento 1—Ikebana* [Traditional Art of Japan 1—Ikebana]. Tokyo: Tankoshinsha.

- [17] *Kado Kosho Shusei 1–5* [Collection of Writing on the Secrets of Way of Japanese Flower Arrangement Vol.1–5]. (1970). Kyoto: Shibunkaku.
- [18] *Kajin Retsuden* [A Series of Biographies of Ikebana Experts]. (1984). Tokyo: Kodansha.
- [19] Kamata, S. (2002). *Kegon no Shiso*. [The Thought of Kegon]. Tokyo: Kodansha.
- [20] *Kisoshiki-Batsuboku-Unzai-Zue* [The Document of Picture Depicting the Logging and the Log Hauling of Kiso]. (1954). Nagano: Nagano Regional Forestry Office.
- [21] Kudo, M. (1987). *Ikebana no Michi* [Way of Japanese Flower Arrangement]. Tokyo: Shufunotomosha.
- [22] _____ (1989). *The History of Ikebana*. Tokyo: Shufunotomosha.
- [23] Miyake, H. (1991). *Shugen-do—Yamabushi no Rekishi to Shiso*. [The Shugen-do—The History and Philosophy on Yamabushi, Itinerant Mountain Buddhist Monks]. Tokyo: Kyoikusha.
- [24] _____ (2000). *Nihon no Minzokushukyo* [Japanese Folk and Religion]. Tokyo: Kodansha.
- [25] _____ (2003). *Shugen-do—Sono Rekishi to Shugyo* [The Shugen-do—Its History and Ascetic Practice]. Tokyo: Kodansha.
- [26] _____ (2004a). *En-no-Gyoja to Shugen-do no Rekishi* [En-no-Gyoja, One of the Most Celebrated Mountain Sages and the History of Shugen-do]. Tokyo: Yoshikawakobunkan.
- [27] _____ (2004b). *Reizan to Nihonjin* [The Sacred Mountain and the People of Japan]. Tokyo: NHK Books.
- [28] Murayama, S. (ed.). (1979). *Hieizan to Tendai Bukkyo no Kenkyu* [The Study of Mt. Hiei and Tendai Buddhism]. The History of Mountain Religion Study Series: Vol. 2. Tokyo: Meichoshuppan.
- [29] _____ (1992). *Nihon Onmyodoshi Sosetsu* [Japanese Yin-Yang History Review Paper]. Tokyo: Niwashobo.
- [30] Nagahara, K. (1977). *Nihon no Rekishi 10—Gekokujo no Jidai* [Japanese History Vol. 10 —The Period of the Low Overturning the High]. Tokyo: Chuokoronsha.
- [31] Nakayama, M. (1999). *Origins of Ikebana Philosophy*. Penang: The Asian Centre.
- [32] _____ (2001). *Tatehana to Shichishi-to* [Standing Flower and Seven Branched Sword]. Penang: The Asian Centre.
- [33] _____ (2002a). *Ikebana no Kigen—Tatehana to Shichishi-to* [The Origin of Ikebana—Standing Flower and Seven Branched Sword]. Kyoto: Jinbunshoin.
- [34] _____ (2002b). *Hana to Wabi no Kokoro* [Ikebana and the Heart of ‘Wabi’]. Penang: The Asian Centre.
- [35] _____ (2005). *Nana to Nihonjin* [Number Seven and Japanese People]. Penang: The Asian Centre.
- [36] _____ (2013). *500 Years of Ikebana*. Penang: The Asian Centre.
- [37] _____ (2017). *Sacred Trees: The Root of Ikebana*. Penang: The Asian Centre.

- [38] *Nihon Fuzokushi Jiten* [The Encyclopaedia of the History of Japanese Manners and Customs]. (1979). Tokyo: Kobundo.
- [39] *Nihon Sekibutsu Jiten* [The Encyclopaedia of Japanese Stone Buddha]. (1994). Tokyo: Yuzankaku.
- [40] Nishibori, I. (1942). *Nihon no Kadoshi* [The History of Japanese Flower Arrangement]. Osaka: Sogensha.
- [41] _____ (1967). *Nihon no Ikebana* [Japanese Flower Arrangement]. Kyoto: Kawarashoten.
- [42] Ooi, M. (1968). *Ikebana no Rekishi* [The History of Japanese Flower Arrangement]. Tokyo: Shufunotomosha.
- [43] Tanaka, J. & Okada, K. (1981). *Sendenshou Jo, Ge* [The Book of the Secrets on Ikebana Vol. 1, 2]. Kyoto: Nihonkadasha.
- [44] Togawa, A. (1980). *Dewa Sanzan to Tohoku Shugen no Kenkyu* [The Study of Dewa Three Mountains and Shugen in the North-Eastern Parts of Japan]. The History of Mountain Religion Study Series: Vol. 5. Tokyo: Meichoshuppan.
- [45] Wakamori, T. (1988). *Yamabushi—Nyubu, Shugyo, Juho* [The Yamabushi, Itinerant Mountain Buddhist Monks—Pilgrimage to the Peaks, Ascetic Practice, Magic]. Tokyo: Chuokoronsha.
- [46] Yamaori, T. (1991). *Kami to Hotoke—Nihonjin no Shukyokan* [Shinto Divinity and Buddha—The Japanese Religious Views]. Tokyo: Kodansha.
- [47] _____ (1993). *Nihon Bukkyo Shiso no Genryu* [The Source of Japanese Buddhist Thought]. Tokyo: Kodansha.
- [48] _____ (1994). *Bukkyo Shinko no Genten* [The Origin of Buddhist Belief]. Tokyo: Kodansha.
- [49] _____ (2000). *Nihonjin to Jodo* [The people of Japan and Pure Land]. Tokyo: Kodansha.
- [50] _____ (2001). *Bukkyo Minzokugaku* [Buddhist Folklore]. Tokyo: Kodansha.
- [51] Yamato, S. (2000). Shiro to Goten [Castle and Palace]. *Nihon no Bijutsu* [Japanese Art], No.405. Tokyo: Shibundo.
- [52] Yuasa, Y. (1972). *Kamigami no Tanjo* [The Birth of Japanese Divinities]. Tokyo: Ibunsha.
- [53] *Zoku Kado Kosho Shusei 1–5* [Collection of Writing on the Secrets of Way of Japanese Flower Arrangement Continued Vol.1–5]. (1972). Kyoto: Shibunkaku.
- [54] *Zusetsu Ikebana Bunkashi 1–3* [The Illustrated Cultural History of Ikebana Vol.1–3]. (1973). Tokyo: Shufunotomosha.

Affiliation: Independent scholar, Penang, Malaysia

Corresponding email: machikopenang@googlemail.com

Accepted: 2020/04/28